



## St. Philip Landscaping Ideas

Micah Meyers

## Issues



- 1. Two-way traffic:** People walking to and from the parking lot have to look out both ways for oncoming traffic to cross the parking lot and walk onto the church property. There's also a blind spot as cars come around the curb into the front entrance.
- 2. The current sidewalk** literally divides in half and fragments the property
- 3. The metal fence with high bushes** isolates the playground. This also creates isolation along the walkway of the classrooms. Having activity in full view creates safety. Situations can arise in areas that are tucked away and out of view.
- 4. The grassy and open area** is pleasant but feels conspicuous and uncomfortable since it borders right up against the traffic




current situation




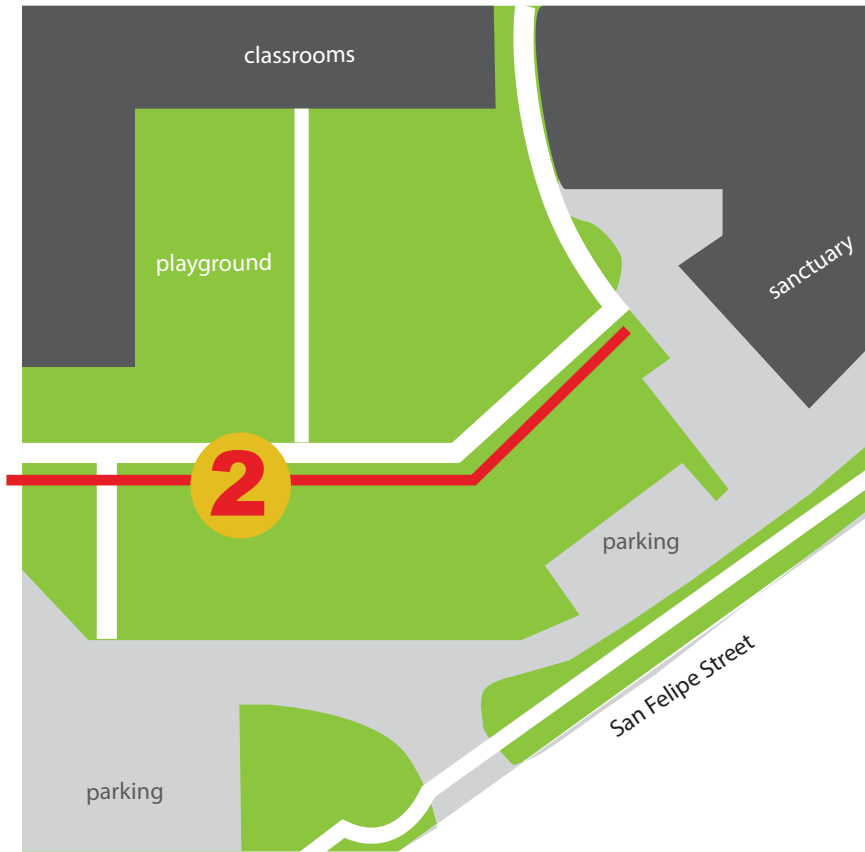
### 1. Traffic Calming

For people crossing to and from the church parking lot safely:

- more defined crossing areas
- lanes more defined to slow down traffic on both sides



traffic calming example and a more defined crosswalk



**2. Adding a more organic element to better integrate the property**

- convert the sidewalk into a 1 inch shallow waterway (shaped more organic and lined with tile)

- surface under water: tile, like the sanctuary wall

- small bridges crossing water way would connect property



- a modified walkway would contour the waterway (sloped at both ends to allow for wheel chair access)



walkways and bridges (made from recycled material)



- cement wall with tile applied on surface
- small gates leading into the area



- 3. Still enclose the playground for the feeling of safety but without isolation and lack of visibility**
- lower shrubs
  - eliminate metal gate (too institutional and isolates area)
  - new lower fence: better visibility for the parents to supervise their kids. This also opens up the walkways along the classrooms.
  - decorating the surface of the new wall may be a fun project for youth and children  
( example: Smither Park in Houston <http://orangeshow.org/the-memory-wall/> )
- modify the playground to be a more organic shape to enable more seating options for parents to watch their kids and blend in, for a less boxed-in feeling on the property.




- 4. Add a buffer around the grassy and open area that's right up against the traffic**  
 - helps better define the open grassy area and shift attention to the center  
 (not the traffic along the road)

**Elements:**

- trees and low shrubs lining the edge of the property
- walkway also contouring the edge of the property  
 (along the inside of the trees and shrubs)

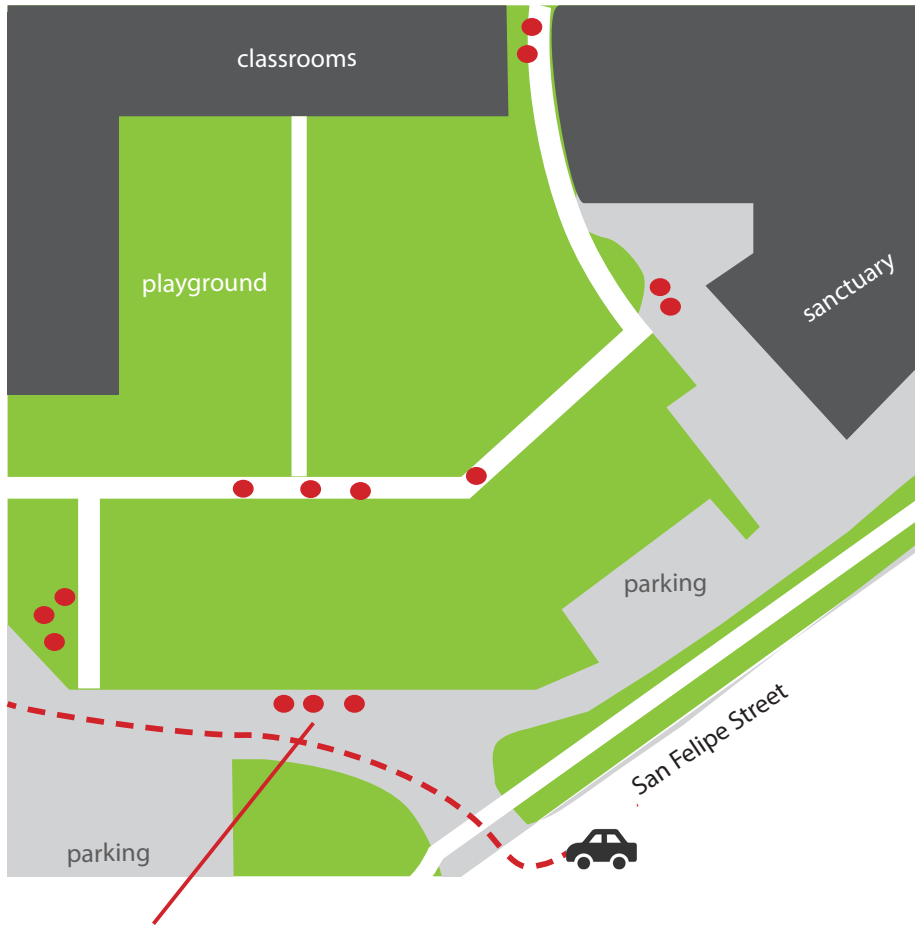


- walkway leading to parking lot to the sanctuary  
 (made from recycled material)
- sloped at both ends to allow for wheelchair access



**New walkway:**

A more central approach and view of the church along with visually connecting the electronic sign that relates to the event taking place.



● Heaviest traffic area of people



**Observed:** A good amount of people walking where the cars pull in (to get to an event in the sanctuary), and this is what brought to my attention the need for a walkway contouring the edge of the property. The added walkway also gives protection from the cars.



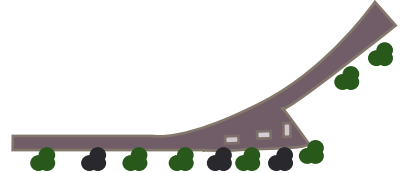


**The goal:**

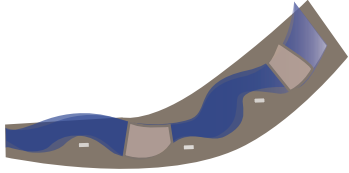
- inclusive of all ages
- inclusive of population with physical challenges
- overall safety
- learning
- solitude
- gathering
- welcoming
- room to grow as needs may change
- emphasizing the experience of walking from the parking lot to the main section of the church
- the property has multiple uses and encourages a sense of community



- existing and added sitting areas



- deck/walkway contouring property  
- ADA friendly



- deck/walkway with shallow moving stream (with bridges)  
- ADA friendly



- tile/plaster wall for children's playground (more organic shape)